6.

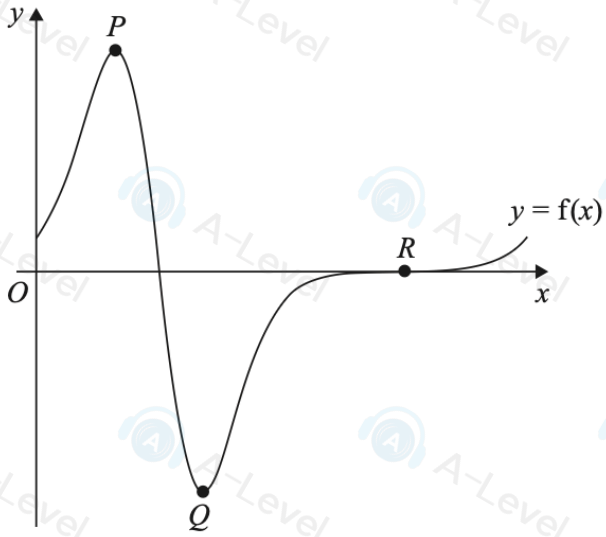

Figure 1

In this question you must show all stages of your working.

Solutions relying entirely on calculator technology are not acceptable.

Figure 1 shows a sketch of the curve with equation $y = \mathrm{f}(x)$, where

$$\mathrm{f}(x) = 2\mathrm{e}^{3\sin x}\cos x \qquad 0 \leqslant x \leqslant 2\pi$$

The curve intersects the x-axis at point R, as shown in Figure 1.

(a) State the coordinates of R

(1)

The curve has two turning points, at point P and point Q, also shown in Figure 1.

(b) Show that, at points P and Q,

$$a\sin^2 x + b\sin x + c = 0$$

where a, b and c are integers to be found.

(4)

(c) Hence find the x coordinate of point Q, giving your answer to 3 decimal places.

(2)

DO NOT WRITE IN THIS AREA DO NOT WRITE IN THIS AREA DO NOT WRITE IN

9:

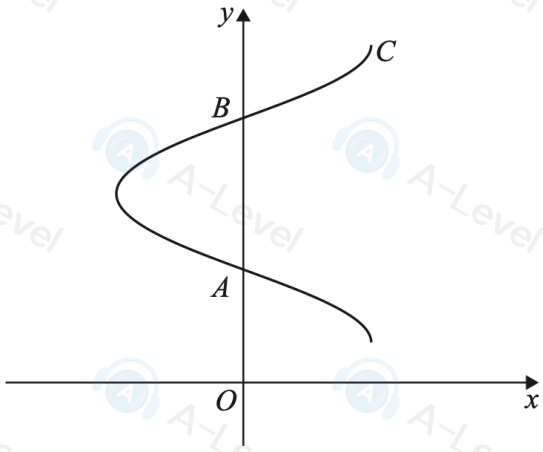

Figure 2

Figure 2 shows a sketch of the curve C with equation

$$x = \frac{2}{3}\sin\left(3y + \frac{\pi}{4}\right) \qquad \frac{\pi}{12} < y < \frac{3\pi}{4}$$

The curve intersects the y-axis at the points A and B as shown.

(a) Find the exact value of the y coordinate of

- point A
- point B

(3)

(b) Show that

$$\left(\frac{dy}{dx}\right)^2 = \frac{1}{p - qx^2}$$

where p and q are integers to be found.

(4)

The **normal** to C at A and the **tangent** to C at B intersect at the point D.

Using

- the answer to part (b)
- the sketch of curve C in Figure 2

(c) find, in simplest form, the exact x coordinate of D.

(4)

DO NOT WRITE IN THIS AREA DO NOT WRITE IN THIS AREA DO NOT WRITE IN THIS AREA

3. (i) The variables x and y are connected by the equation

$$y = \frac{10^6}{x^3} \qquad x > 0$$

Sketch the graph of $\log_{10} y$ against $\log_{10} x$

Show on your sketch the coordinates of the points of intersection of the graph with the axes.

(3)

(ii)

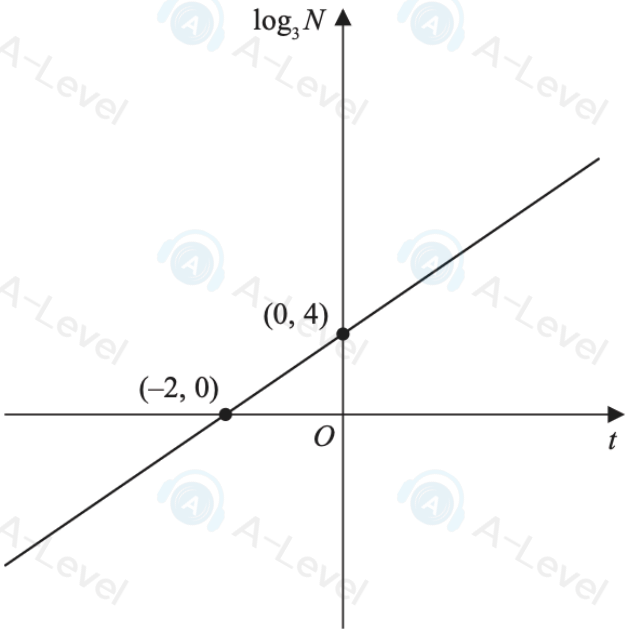

Figure 2

Figure 2 shows the linear relationship between $\log_3 N$ and t.

Show that $N = ab^t$ where a and b are constants to be found.

(3)

DO NOT WRITE IN THIS AREA
DO NOT WRITE IN THIS AREA

9: The amount of an antibiotic, x milligrams, in the bloodstream of a horse, t hours after the antibiotic had been administered, is given by the formula

$$x = D\,e^{-0.2t}$$

where D milligrams is the dose of the antibiotic given to the horse.

A dose of 30 mg of the antibiotic is given to the horse.

(a) Find the amount of the antibiotic in the bloodstream of the horse 8 hours after the dose is given. Give your answer in mg to 2 decimal places.

(2)

A second dose of 20 mg is given to the horse 8 hours after the first dose.

(b) Show that the amount of the antibiotic in the bloodstream of the horse, 2 hours after the second dose is given, is 17.5 mg to one decimal place.

(1)

No more doses of the antibiotic are given. At time T hours after the second dose is given, the amount of the antibiotic in the bloodstream is 10 mg.

(c) Find the value of T, giving your answer to 2 decimal places.

(*Solutions relying entirely on calculator technology are not acceptable.*)

(4)

7.

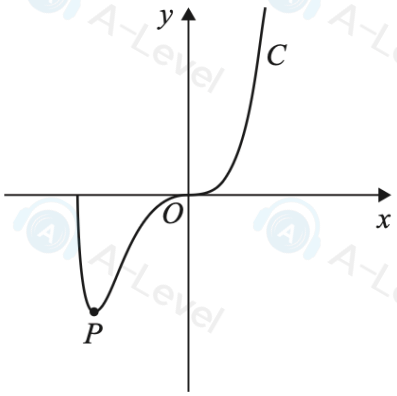

Figure 3

The curve C has equation $y = f(x)$, where

$$f(x) = x^3\sqrt{4x+7} \qquad x \geqslant -\frac{7}{4}$$

(a) Show that

$$f'(x) = \frac{kx^2(2x+3)}{\sqrt{4x+7}}$$

where k is a constant to be found.

(4)

The point P, shown in Figure 3, is the minimum turning point on C.

(b) Find the coordinates of P.

(2)

DO NOT WRITE IN THIS AREA DO NOT WRIT
DO NOT WRITE IN THIS AREA DO NOT WRITE IN THIS AREA

(c) Hence find the range of the function g defined by

$$g(x) = -4f(x) \qquad x \geqslant -\frac{7}{4}$$

(2)

The point Q with coordinates $\left(\frac{1}{2}, \frac{3}{8}\right)$ lies on C.

(d) Find the coordinates of the point to which Q is mapped when C is transformed to the curve with equation

$$y = 40f\left(x - \frac{3}{2}\right) - 8$$

(2)

4. The number of bacteria on a surface is being monitored.

The number of bacteria, N, on the surface, t hours after monitoring began is modelled by the equation

$$\log_{10} N = 0.35t + 2$$

Use the equation of the model to answer parts (a) to (c).

(a) Find the initial number of bacteria on the surface.

(1)

(b) Show that the equation of the model can be written in the form

$$N = ab^t$$

where a and b are constants to be found. Give the value of b to 2 decimal places.

(3)

(c) Hence find the rate of growth of bacteria on the surface exactly 5 hours after monitoring began.

(2)

DO NOT WRITE IN THIS AREA
DO NOT WRITE IN THIS AREA

3. The share price, £V, of a company is being monitored.

A graph is drawn of $\log_{10} V$ against t, where t is the number of years after monitoring began.

The graph is a straight line passing through the points $(0, 2)$ and $(5, 2.25)$

Using this information,

(a) find an equation for the line in the form

$$\log_{10} V = mt + c$$

where m and c are constants.

(2)

(b) Write the answer to part (a) in the form

$$V = ab^t$$

where a and b are constants to be found.

Give the exact value of a and the value of b to 3 significant figures.

(3)

When $t = T$, the rate of increase in the share price of the company was £50 per year.

(c) Find the value of T, giving your answer to the nearest integer.

(*Solutions relying entirely on calculator technology are not acceptable.*)

(4)

DO NOT WRITE IN THIS AREA DO NOT WRITE IN T

7. **In this question you must show all stages of your working.**

Solutions relying entirely on calculator technology are not acceptable.

The curve C has equation

$$y = \frac{16}{9(3x - k)} \qquad x \neq \frac{k}{3}$$

where k is a positive constant not equal to 3

(a) Find $\frac{dy}{dx}$ giving your answer in simplest form in terms of k.

(2)

The point P with x coordinate 1 lies on C.

Given that the gradient of the curve at P is -12

(b) find the two possible values of k

(3)

Given also that $k < 3$

(c) find the equation of the normal to C at P, writing your answer in the form $ax + by + c = 0$, where a, b and c are integers to be found.

(3)

(d) show, using algebraic integration that,

$$\int_1^3 \frac{16}{9(3x - k)} dx = \lambda \ln 10$$

where λ is a constant to be found.

(4)

DO NOT WRITE IN THIS AREA
DO NOT WRITE IN THIS AREA