1. The functions f and g are defined by

$$\mathrm{f}(x) = 9 - x^2 \qquad x \in \mathbb{R} \quad x \geqslant 0$$

$$\mathrm{g}(x) = \frac{3}{2x+1} \qquad x \in \mathbb{R} \quad x \geqslant 0$$

(a) Write down the range of f

(1)

(b) Find the value of $\mathrm{fg}(1.5)$

(2)

(c) Find g^{-1}

(3)

DO NOT WRITE IN THIS AREA

7. Given that a and b are positive constants with $a > b$,

(a) sketch, on **separate** diagrams, the graph with equation

(i) $y = |3x - a|$

(ii) $y = |3x - a| - b$

Show on each sketch

- the coordinates of the minimum point on the graph
- the coordinates of the point at which the graph crosses the y-axis

(6)

(b) Solve the equation

$$|3x - a| - b = 5x$$

giving any solution for x in terms of a and b.

(2)

DO NOT WRITE IN THIS AREA

5. **In this question you must show all stages of your working.**

Solutions relying entirely on calculator technology are not acceptable.

(i) Solve, for $0 < x < \pi$

$$(x - 2)\left(\sqrt{3}\sec x + 2\right) = 0$$

(3)

(ii) Solve, for $0 < \theta < 360°$

$$10\sin\theta = 3\cos 2\theta$$

(4)

DO NOT WRITE IN THIS AREA

5. The functions f and g are defined by

$$f(x) = 2 + 5\ln x \qquad x > 0$$

$$g(x) = \frac{6x - 2}{2x + 1} \qquad x > \frac{1}{3}$$

(a) Find $f^{-1}(22)$

(2)

(b) Use differentiation to prove that g is an increasing function.

(3)

(c) Find g^{-1}

(3)

(d) Find the range of fg

(2)

DO NOT WRITE IN THIS AREA

1.

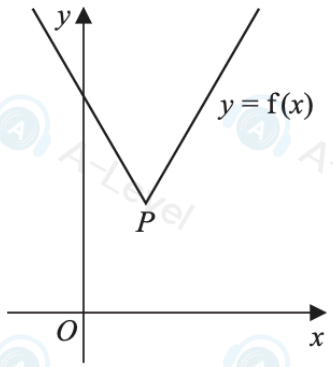

Figure 1

Figure 1 shows a sketch of the graph with equation $y = f(x)$ where

$$f(x) = 2|x - 5| + 10$$

The point P, shown in Figure 1, is the vertex of the graph.

(a) State the coordinates of P

(2)

(b) Use algebra to solve

$$2|x - 5| + 10 > 6x$$

(*Solutions relying on calculator technology are not acceptable.*)

(2)

(c) Find the point to which P is mapped, when the graph with equation $y = f(x)$ is transformed to the graph with equation $y = 3f(x - 2)$

(2)

DO NOT WRITE IN THIS AREA

DO NOT WRITE IN THIS AREA

7: A continuous curve has equation

$$y = e^{-x^2} \sin 3x \qquad 0 \leqslant x \leqslant \frac{\pi}{3}$$

The curve has a stationary point at the point P.

(a) Show, using calculus, that the x coordinate of P is a solution of the equation

$$x = \frac{1}{3}\arctan\left(\frac{3}{2x}\right)$$

(4)

Using the iteration formula

$$x_{n+1} = \frac{1}{3}\arctan\left(\frac{3}{2x_n}\right) \qquad x_1 = 0.4$$

(b) find the value of

(i) x_2

(ii) x_4

giving your answers to 4 decimal places.

(3)

(c) Using a suitable interval and a suitable function which should be stated, show that the x coordinate of P is 0.430 correct to 3 decimal places.

(2)

DO NOT WRITE IN THIS AR
REA
DO NOT WRITE IN THIS

8.

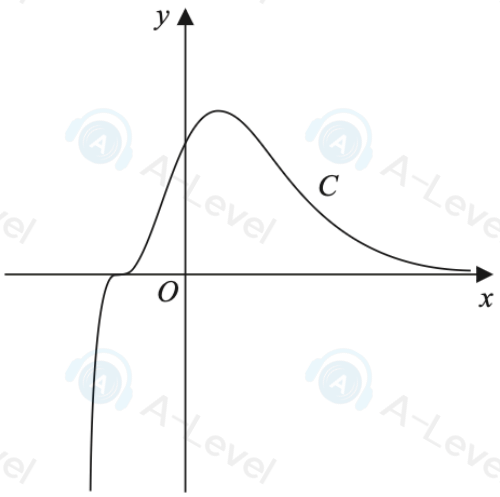

Figure 3

Figure 3 shows a sketch of the curve C with equation $y = \mathrm{f}(x)$, where

$$\mathrm{f}(x) = (2x + 1)^3 \mathrm{e}^{-4x}$$

(a) Show that

$$\mathrm{f}'(x) = A(2x + 1)^2 (1 - 4x)\, \mathrm{e}^{-4x}$$

where A is a constant to be found.

(4)

(b) Hence find the exact coordinates of the two stationary points on C.

(3)

The function g is defined by

$$\mathrm{g}(x) = 8\,\mathrm{f}(x - 2)$$

(c) Find the coordinates of the maximum stationary point on the curve with equation $y = \mathrm{g}(x)$.

(2)

1. **In this question you must show all stages of your working.**

Solutions relying entirely on calculator technology are not acceptable.

Solve, for $0 < \theta \leqslant 360°$, the equation

$$3\tan^2\theta + 7\sec\theta - 3 = 0$$

giving your answers to one decimal place.

(5)

DO NOT WRITE IN THIS AREA
DO NOT WRITE IN THIS AREA
DO NOT WRITE IN THIS

1. A curve has equation $y = f(x)$ where

$$f(x) = x^2 - 5x + e^x \qquad x \in \mathbb{R}$$

(a) Show that the equation $f(x) = 0$ has a root, α, in the interval $[1, 2]$

(2)

The iterative formula

$$x_{n+1} = \sqrt{5x_n - e^{x_n}}$$

with $x_1 = 1$ is used to find an approximate value for the root α.

(b) (i) Find the value of x_2 to 4 decimal places.

(ii) Find, by repeated iteration, the value of α, giving your answer to 4 decimal places.

(3)

2.

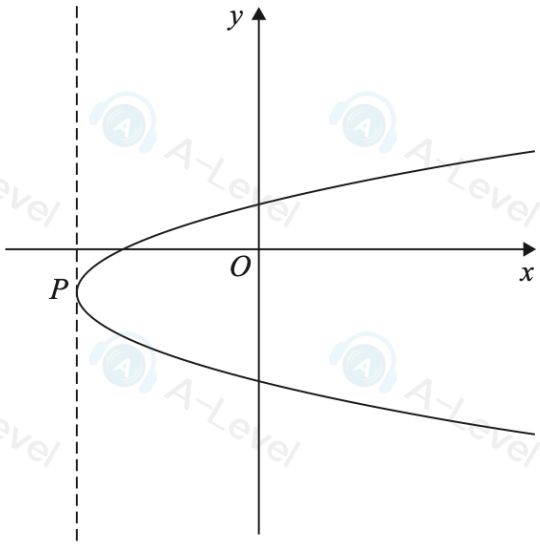

Figure 1

Figure 1 shows a sketch of the curve with equation

$$x = 2y^2 + 5y - 6$$

(a) Find $\frac{dy}{dx}$ in terms of y.

(2)

The point P lies on the curve and is shown in Figure 1.

Given that the tangent to the curve at P is parallel to the y-axis,

(b) find the coordinates of P.

(3)

DO NOT WRITE IN THIS AREA
DO NOT WRITE IN THIS AREA
DO NOT WRITE IN THIS AREA

3. The share price, £V, of a company is being monitored.

A graph is drawn of $\log_{10} V$ against t, where t is the number of years after monitoring began.

The graph is a straight line passing through the points $(0, 2)$ and $(5, 2.25)$

Using this information,

(a) find an equation for the line in the form

$$\log_{10} V = mt + c$$

where m and c are constants.

(2)

(b) Write the answer to part (a) in the form

$$V = ab^t$$

where a and b are constants to be found.

Give the exact value of a and the value of b to 3 significant figures.

(3)

When $t = T$, the rate of increase in the share price of the company was £50 per year.

(c) Find the value of T, giving your answer to the nearest integer.

(*Solutions relying entirely on calculator technology are not acceptable.*)

(4)

DO NOT WRITE IN THIS AREA DO NOT WRITE IN T